

Making a Rss Social Media feed using the RD Simple RSS Plugging


5/6/13 Created by Jvalley

This document will assist you in making RSS feeds with social media sites. This feed will show up as menu screen and will go to the specific screen on the social media site.

This is for iOS only and you must use the RD Simple RSS plugin.


Facebook

1. Copy your Facebook url- ONLY copy the name (thunderhillraceway)



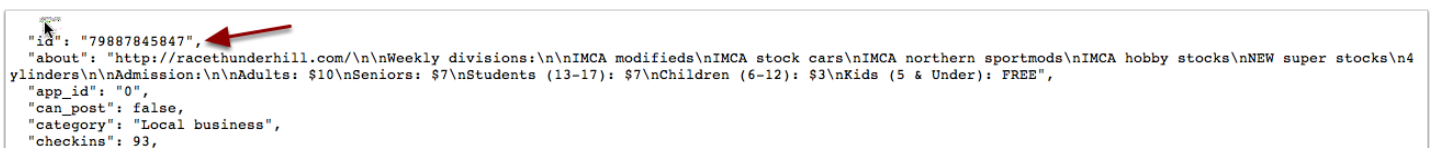
The url cannot be a pages facebook page or a private page. It has to be a open fan page.

2. Post your name of the page in https://graph.facebook.com/your-page-name



3. Copy the id number listed in this page. It is the ID number listed on the top3.

Copy the id number listed in this page. It is the ID number listed on the top



4. Put the id in the follow url

› **RSS Feed**

Enter a RSS Feed URL / Web Address

<https://www.facebook.com/feeds/page.php?id=105983489431874&format=rss20>

<https://www.facebook.com/feeds/page.php?id=1059834xxxxxx&format=rss20>

Then place it in the RD RSS plug in on the control panel

How to do a Twitter

Generate an RSS Feed for a Twitter user

To generate an RSS feed form a Twitter user's profile all you have to do is replace "thesociable" with the user's Twitter username. [Our original Twitter RSS post has instructions on other methods to get a user's Twitter RSS feed](#)

Twitter user's name:

Just put in your feed and copy the rss link and import to the control panel

<http://sociable.co/social-media/twitter-rss-feed-creator/>

How to do Pintrest

View a USER RSS feed by going to the user's Pinterest URL, and adding /feed.rss to the end of the link.

Like this example: (my username is 'askkim')

<http://pinterest.com/askkim/feed.rss>

View a specific BOARD feed by going to the board URL, replace the final / with .rss

Like this example: (my board name is 'noms')

<http://pinterest.com/askkim/noms.rss>

Please note that all these sites do change but it has worked as of 5/6/2013